








Equipment List for NovaStar Pixel Level Calibration System



All the equipment below, except the dongle, shall be purchased by the client.

I. Equipment for Cabinet Calibration in Darkroom

No.	Name	Model	Appearance	Description
1	Camera (Choose one from the three)	Canon 70D		1. A USB cable: about 1 m 2. See description of the camera power adapter in Chapter III.
		Canon 7D Mark II		The upgraded edition of Canon 7D
		Canon 80D		A Canon digital camera
2	Lens	Canon 18–200 mm		Standard zoom lens, Canon EF-S bayonet
3	Tripod	WF-717		Aluminum alloy, 1.8 m, with hydraulic damping head
4	Dongle	NovaStar		This is the authorization tool of NovaStar calibration software. It is provided by NovaStar.
5	Desktop computer	Windows XP, Win7, Win8, Win10		You are advised to use a high-performance computer to help improve the calibration speed.




II. Equipment for On-Site Screen Calibration

No.	Name	Model	Appearance	Description
1	Camera (Choose one from the three)	Canon 70D		Fittings: 1. A USB cable: about 1 m 2. Two batteries and a battery charger
		Canon 7D Mark II		The upgraded edition of Canon 7D
		Canon 80D		A Canon digital camera
2	Lens	Canon 18–200 mm		Standard zoom lens, Canon EF-S bayonet, for calibration in normal distance range
		SIGMA 50–500 mm (Optional)		Super-telephoto zoom lens, Canon bayonet, for long-distance on-site calibration
3	Tripod	WF-717		Aluminum alloy, 1.8 m, with fluid damping head
4	Dongle	NovaStar		This is the authorization tool of NovaStar calibration software. It is provided by NovaStar.

5	Wireless router	TP-LINK		TP-LINK wireless router, used to establish a WLAN for online calibration. You can select a model based on actual requirements.
6	Laptop	Windows XP, Win7, Win8, Win10		You are advised to use a computer with a high-capacity battery to meet the calibration time requirement.

III. Optional Equipment

No.	Name	Model	Appearance	Description
1	Colorimeter	Minolta CS100A		Fittings: 1. A PoweredUSB cable 2. A tripod to fix the CS100A Function: Absolute measuring of the cabinet brightness and chroma values
		Minolta CS150		Fittings: 1. A PoweredUSB cable 2. A tripod to fix the CS150 Function: Absolute measuring of the cabinet brightness and chroma values
		Minolta CS2000		Fittings: 1. A USB cable 2. A power adapter 3. A stable tripod Function: Absolute measuring of the cabinet brightness and chroma values
2	Barcode scanner	Honeywell MS3780		Function: Scan the barcode of cabinet to automatically start calibration. Note: If you need support of other models, please contact NovaStar R&D engineers.

3	USB extension cable	Select by client		<p>Connect the data cable of camera to the computer during cabinet calibration in order to allow for replacing cabinet and operating software by only one person. Select an appropriate extension cable based on the distance between the cabinet and camera.</p>
4	Camera power adapter	SANG Canon EOS70D 5D2 5D3 60D 7DMARKII ACK-E6 DR-E6 power adapter		<p>This adapter is used to provide external power for the camera. The model is for reference only.</p>
5	Wireless network card	COMFAST CF-WU771N		<p>300 Mbps high-power USB wireless network card, with built-in 10 dB radar directional antenna</p>

Note:

The CS2000 colorimeter has higher stability and measuring precision than the CS100A and CS150, but it has a higher price.

If you only need to measure white balance of the same batch of cabinets, or measure only one of the two batches of cabinets and then calibrate those cabinets using the same target value, you are advised to use the CS100A or CS150.

If you need to measure cabinets one by one, you are advised to use the CS2000.